

1. PROJECT

THE WORK GENERALLY CONSISTS OF THE INSTALLATION OF PICKLEBALL COURTS, INCLUDING THE DEMOLITION AND REMOVAL OF AN EXISTING BASKETBALL COURT, AND WORK INCIDENTAL THERETO.

2. SCHEDULE

NO CONSTRUCTION SCHEDULE HAS BEEN ESTABLISHED AT THIS TIME. THE SEQUENCE OF CONSTRUCTION WILL BE AS FOLLOWS:

1. INSTALL TEMPORARY CONSTRUCTION ENTRANCE(S).
2. INSTALL AND MAINTAIN EROSION AND SEDIMENTATION CONTROL HAYBALES AND SILT FENCES IN ACCORDANCE WITH NOTES AND DETAILS AS SHOWN ON THESE DRAWINGS.
3. STRIP AND REMOVE TOPSOIL IN THE DESIGNATED CONSTRUCTION AREAS.
4. PERFORM NECESSARY CONSTRUCTION OF SITE IMPROVEMENTS.

3. PURPOSE – EROSION CONTROL

ALL CONSTRUCTION ACTIVITIES INVOLVING THE REMOVAL OR DISPOSITION OF SOILS ARE TO BE PROVIDED WITH APPROPRIATE PROTECTIVE MEASURES IMMEDIATELY PRIOR TO THE SOIL DISTURBANCE TO MINIMIZE EROSION OF, AND CONTAIN SEDIMENT DEPOSITION WITHIN THE AREA UNDER DEVELOPMENT. THOSE METHODS DEEMED MOST EFFECTIVE ARE DESCRIBED HEREIN.

A. GENERAL GUIDELINES – EROSION CONTROL

1. PRIOR TO THE START OF CONSTRUCTION, TEMPORARY BALED HAY EROSION CHECKS, SEDIMENTATION FENCES AND OTHER APPROVED SEDIMENT CONTROL MEASURES SHALL BE IN PLACE WHERE SHOWN ON THESE PLANS AND AT OTHER LOCATIONS WHERE DEEMED NECESSARY BY THE ENGINEER.

2. ALL TEMPORARY EROSION AND SEDIMENT CONTROLS SHALL REMAIN IN PLACE AND MAINTAINED REGULARLY IN PROPERLY FUNCTIONING CONDITION UNTIL ALL AREAS EXPOSED DURING SITE CONSTRUCTION HAVE BEEN FULLY STABILIZED WITH PAVEMENT, PERMANENT STRUCTURES AND/OR FINAL VEGETATIVE COVER.

4. SEDIMENT BARRIERS

A. PURPOSE

TO INTERCEPT AND RETAIN SMALL AMOUNTS OF SEDIMENT FROM DISTURBED OR UNPROTECTED AREAS OF LIMITED EXTENT.

B. INSTALLATION REQUIREMENTS

SEDIMENT BARRIERS MAY CONSIST OF FILTER FENCE, HAY BALES, OR OTHER FILTER MATERIALS. PLANNED LIFE SPAN OF SEDIMENT BARRIERS VARIES. HAY BALES SHOULD ONLY BE USED AS A TEMPORARY BARRIER FOR NO LONGER THAN 60 DAYS. SYNTHETIC FILTER FENCES CAN BE USED FOR 60 DAYS OR LONGER DEPENDING ON ULTRAVIOLET STABILITY AND MANUFACTURER'S RECOMMENDATIONS. STONE BARRIERS CAN BE USED FOR LONGER PERIODS OF TIME.

C. HAY BALES

1. SHEET FLOW APPLICATIONS

a. BALES SHALL BE PLACED IN A SINGLE ROW, LENGTHWISE ON THE CONTOUR, WITH ENDS OF ADJACENT BALES TIGHTLY ABUTTING ON ANOTHER.

b. ALL BALES SHALL BE EITHER WIRE-BOUND OR STRING-TIED. BALES SHALL BE INSTALLED SO THAT BINDINGS ARE ORIENTED AROUND THE SIDES RATHER THAN ALONG THE TOPS AND BOTTOMS OF THE BALES TO PREVENT DETEIORATION OF THE BINDINGS.

c. THE BARRIER SHALL BE ENTRENCHED AND BACKFILLED. A TRENCH SHALL BE EXCAVATED THE WIDTH OF A BALE AND THE LENGTH OF THE PROPOSED BARRIER TO A MINIMUM DEPTH OF 4 INCHES. AFTER THE BALES ARE STAKED AND CHINKED, THE EXCAVATED SOIL SHALL BE BACKFILLED AGAINST THE BARRIER. BACKFILL SOIL SHALL CONFORM TO THE GROUND LEVEL ON THE DOWNHILL SIDE AND SHALL BE BUILT UP TO 4 INCHES AGAINST THE UPHILL SIDE OF THE BARRIER. BALES SHOULD BE PLACED 10 FEET AWAY FROM TOE OF SLOPE OR AS SHOWN ON THE PLANS.

d. EACH BALE SHALL BE SECURELY ANCHORED BY AT LEAST TWO STAKES OR BARS DRIVEN THROUGH THE BALE. THE FIRST STAKE IN EACH BALE SHALL BE DRIVEN TOWARD THE PREVIOUSLY LAID BALE TO FORCE THE BALES TOGETHER. STAKES OR RE-BARS SHALL BE DRIVEN DEEP ENOUGH INTO THE GROUND TO SECURELY ANCHOR THE BALES.

e. THE GAPS BETWEEN BALES SHALL BE CHINKED (FILLED BY WEDGING) WITH HAY TO PREVENT WATER FROM ESCAPING BETWEEN THE BALES. (LOOSE STRAW SCATTERED OVER THE AREA IMMEDIATELY UPHILL FROM A HAY BALE BARRIER TENDS TO INCREASE BARRIER EFFICIENCY). IN SLOPING AREAS WHERE SURFACE FLOW FOLLOWS THE BALE LINE, PERPENDICULAR BALE CHECKS SHALL BE INSTALLED AT APPROPRIATE INTERVALS (100 FOOT MAXIMUM) AND ELSEWHERE AS SHOWN ON THESE DRAWINGS.

f. INSPECTION SHALL BE MADE AFTER EACH STORM EVENT AND REPAIR OR REPLACEMENT SHALL BE MADE BI-WEEKLY AS NEEDED.

g. BALE BARRIERS SHALL BE REMOVED WHEN THEY HAVE SERVED THEIR USEFULNESS, BUT NOT BEFORE THE UPSLOPE AREAS HAVE BEEN PERMANENTLY STABILIZED.

2. MAINTENANCE

a. INSPECTION SHALL BE MADE SUBSEQUENT TO AND AFTER EACH STORM EVENT. REPAIR OR REPLACEMENT SHALL BE MADE PROMPTLY AS NEEDED.

b. CLEAN OUT OF ACCUMULATED SEDIMENT BEHIND THE BALES IS NECESSARY IF 1/2 OF THE ORIGINAL HEIGHT OF THE BALES BECOME FILLED IN WITH SEDIMENT.

D. FILTER FABRIC FENCES

1. MATERIALS

a. SYNTHETIC FILTER FABRIC

SYNTHETIC FILTER FABRIC SHALL BE A PERVIOUS SHEET OF PROPYLENE, NYLON, POLYESTER OR ETHYLENE FILAMENTS AND SHALL BE CERTIFIED BY THE MANUFACTURER OR SUPPLIER AS CONFORMING TO THE FOLLOWING REQUIREMENTS:

PHYSICAL PROPERTY	REQUIREMENTS
FILTERING EFFICIENCY	75% (MIN)
TENSILE STRENGTH AT 20% (MAX) ELONGATION	EXTRA STRENGTH 50LBS./LIN. IN. (MIN) STANDARD STRENGTH 30 LBS./ LIN. IN. (MIN)
FLOW RATE	0.3 GAL./SQ. FT./MIN (MIN)

b. SYNTHETIC FILTER FABRIC REQUIREMENTS

1. BURLAP SHALL BE 10 OUNCE PER SQUARE YARD FABRIC.

2. STAKES FOR FILTER FENCES SHALL BE 1" X 2" WOOD OR EQUIVALENT METAL WITH A LENGTH OF 3 FEET 6 INCHES.

3. WIRE FENCE REINFORCEMENT FOR FENCES USING STANDARD STRENGTH FILTER CLOTH SHALL BE A MINIMUM OF 42 INCHES IN HEIGHT. A MINIMUM OF 14 GAUGE AND SHALL HAVE A MINIMUM MESH SPACING OF 6 INCHES.

4. SOME FENCES DO NOT REQUIRE A WIRE BACKING. CONSULT MANUFACTURER'S INSTRUCTIONS FOR PROPER INSTALLATION REQUIREMENTS.

5. INSTALLATION REQUIREMENTS

THIS SEDIMENT BARRIER UTILIZES BURLAP OR STANDARD STRENGTH OR EXTRA STRENGTH SYNTHETIC FILTER FABRICS. IT IS DESIGNED FOR SITUATIONS IN WHICH ONLY SHEET OR OVERLAND FLOWS ARE EXPECTED. IN SPECIAL CASES BURLAP MAY BE USED IN DRAINAGE WAYS.

1. THE HEIGHT OF THE BARRIER SHALL NOT EXCEED 36 INCHES (HIGHER BARRIERS MAY IMPOUND VOLUMES OF WATER SUFFICIENT TO CAUSE FAILURE OF THE STRUCTURE).

2. WHEN JOINTS ARE NECESSARY, FILTER CLOTH SHALL BE SPLICED TOGETHER ONLY AT A SUPPORT POST, WITH A MINIMUM 6 INCH OVERLAP, AND SECURELY SEALED. SEE MANUFACTURER'S RECOMMENDATIONS.

3. POSTS SHALL BE PLACED A MAXIMUM OF 10 FEET APART AT THE BARRIER LOCATION AND DRIVEN SECURELY INTO THE GROUND (MINIMUM OF 12 INCHES). WHEN EXTRA STRENGTH FABRIC IS USED WITHOUT THE WIRE SUPPORT FENCE, POST SPACING SHALL BE AS MANUFACTURER RECOMMENDS.

4. A TRENCH SHALL BE EXCAVATED APPROXIMATELY 6 INCHES WIDE AND 6 INCHES DEEP ALONG THE LINE OF POSTS AND UPSLOPE FROM THE BARRIER IN ACCORDANCE WITH MANUFACTURER'S RECOMMENDATIONS.

5. THE TRENCH SHALL BE BACKFILLED AND THE SOIL COMPACTED OVER THE FILTER.

6. WHEN STANDARD STRENGTH FILTER FABRIC IS USED A WIRE MESH SUPPORT FENCE SHALL BE FASTENED SECURELY TO THE UPSLOPE SIDE OF THE POSTS USING HEAVY DUTY WIRE STAPLES AT LEAST ONE INCH LONG, TIE WIRES OR HOG RINGS. THE WIRE SHALL EXTEND INTO THE TRENCH A MINIMUM OF 2 INCHES AND SHALL NOT EXTEND MORE THAN 36 INCHES ABOVE THE ORIGINAL GROUND SURFACE. FILTER FABRIC SHALL NOT BE STAPLED TO EXISTING TREES.

7. THE STANDARD STRENGTH FILTER FABRIC SHALL BE STAPLED, WIRED OR TIED TO THE WIRE FENCE, AND 6 INCHES OF THE FABRIC SHALL BE EXTENDED INTO THE TRENCH. THE FABRIC SHALL NOT EXTEND MORE THAN 36 INCHES ABOVE THE ORIGINAL GROUND SURFACE. FILTER FABRIC SHALL NOT BE STAPLED TO EXISTING TREES.

8. WHEN EXTRA STRENGTH FILTER FABRIC OR BURLAP AND CLOSER POST SPACING ARE USED, THE WIRE MESH SUPPORT FENCE MAY BE ELIMINATED. IN SUCH A CASE, THE FILTER FABRIC IS STAPLED, WIRED OR TIED DIRECTLY TO THE POSTS WITH ALL OTHER PROVISIONS OF ITEM NO. 6 APPLYING.

9. FILTER BARRIERS SHALL BE REMOVED WHEN THEY HAVE SERVED THEIR USEFUL PURPOSE, BUT NOT BEFORE THE UPSLOPE AREA HAS BEEN PERMANENTLY STABILIZED.

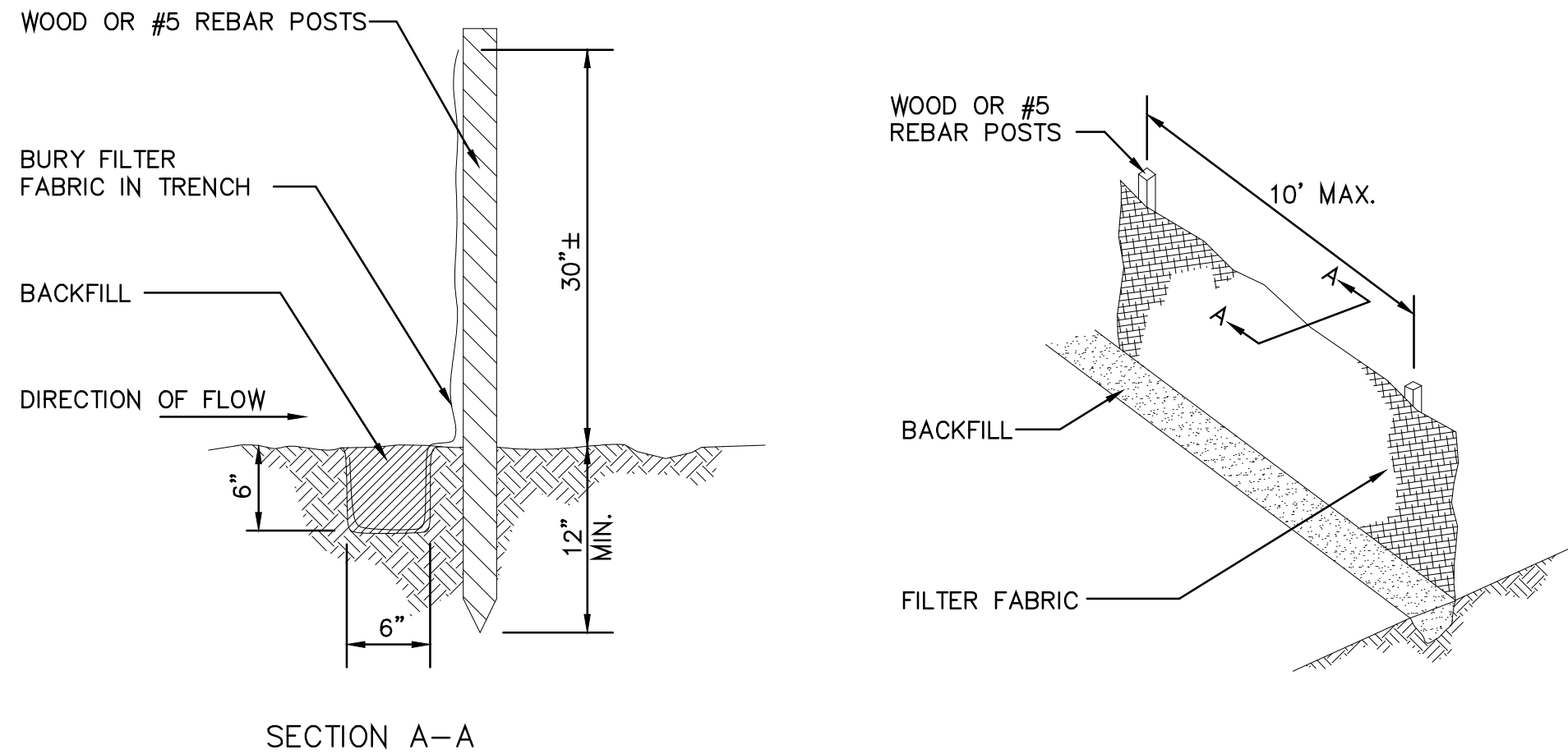
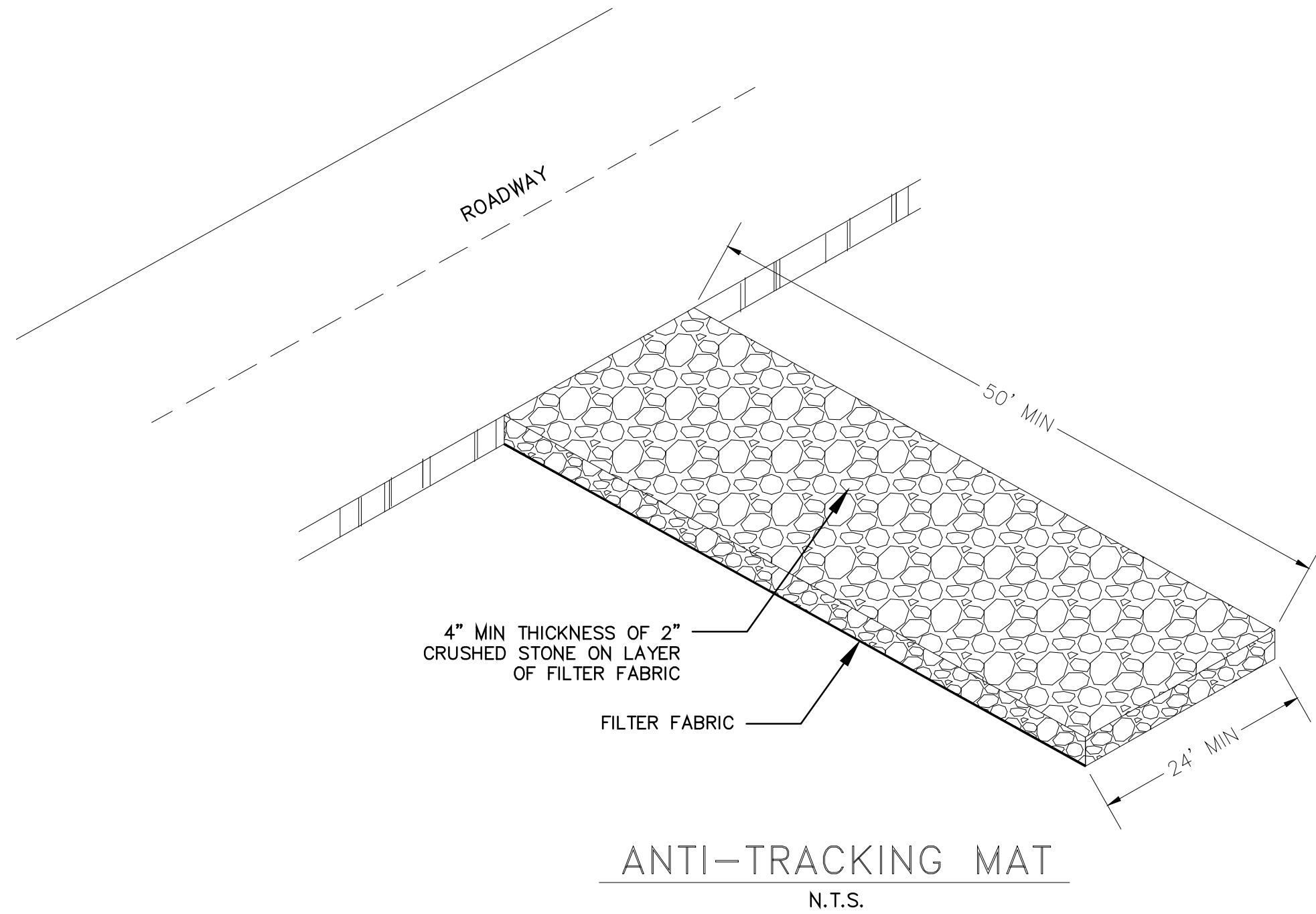
B. MAINTENANCE

1. FILTER BARRIERS SHALL BE INSPECTED IMMEDIATELY AFTER EACH RAINFALL AND AT LEAST DAILY DURING PROLONGED RAINFALL. ANY REQUIRED REPAIRS SHALL BE MADE IMMEDIATELY.

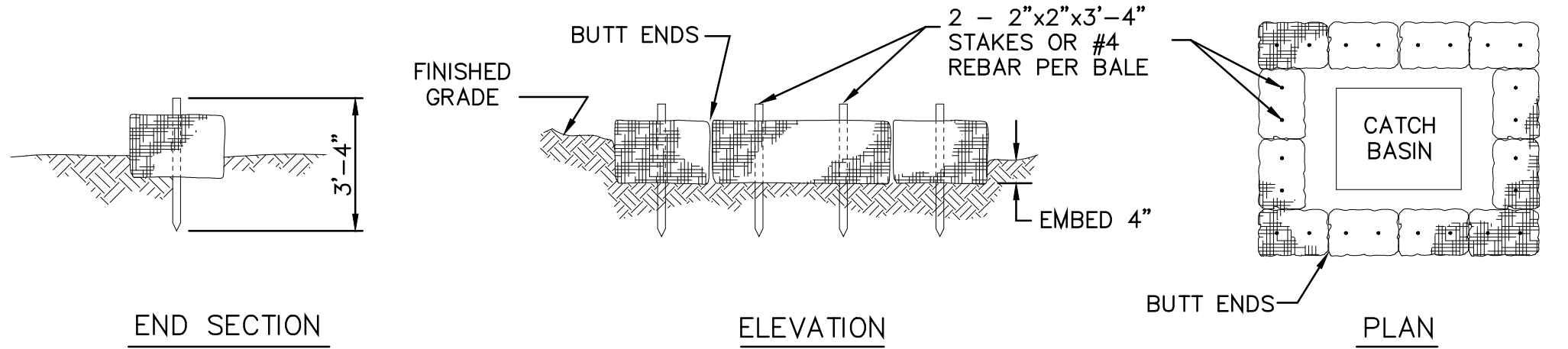
2. SHOULD THE FABRIC DECOMPOSE OR BECOME INEFFECTIVE PRIOR TO THE END OF THE EXPECTED USABLE LIFE, AND THE BARRIER STILL BE NECESSARY, THE FABRIC SHALL BE REPLACED PROMPTLY.

3. SEDIMENT DEPOSITS SHOULD BE REMOVED WHEN THEY REACH APPROXIMATELY ONE HALF THE HEIGHT OF THE BARRIER.

4. ANY SEDIMENT DEPOSITS REMAINING IN PLACE AFTER THE SILT FENCE OR FILTER BARRIER IS NO LONGER REQUIRED SHALL BE DRESSED TO CONFORM TO THE EXISTING GRADE, PREPARED AND SEEDED.



FILTER FABRIC FENCE



BALED HAY EROSION & SEDIMENTATION CONTROL DAM

BALED HAY AROUND CATCH BASIN

EROSION & SEDIMENTATION CONTROL DETAILS

N.T.S.

NOTES:

1. EMBED HAY BALES 4 INCHES INTO THE ADJACENT GROUND.
2. WRAP CATCH BASIN GRATE WITH FILTER FABRIC. CLEAN AND/OR REPLACE FILTER FABRIC WHENEVER IT BECOMES CLOGGED OR FAILS TO FUNCTION PROPERLY.

ISSUE: DATE:

PICKLEBALL COURT CONSTRUCTION at INDIAN RIVER RECREATION COMPLEX

OWNER

TOWN OF CLINTON, CT

DESIGN CONSULTANT

WBA
The WBA Group, Inc.

118 Montowese Street
Branford, Connecticut 06405
Phone: (203) 488 - 8234
Cell: (203) 376 - 8650
Email: WBA@The-WBA-Group.com

SHEET NAME:

SEDIMENTATION AND EROSION CONTROL NOTES

SCALE: NTS

DATE: 01/10/23

DRAWN BY: ECP

APPR. BY: WBA

FILE NO. 23-09

SEC-01