


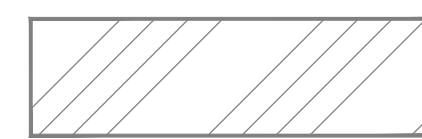
1 NEW CONCRETE FOUNDATION/WALKWAY  
1" = 10'-0"

NOTE:  
1. ILLUSTRATIVE DISTINCTION BETWEEN NEW BLEACHER FOUNDATION AND NEW CONCRETE WALKWAY  
2. SEE BLEACHER PLAN FOR DETAILS

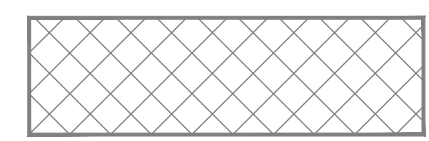
LEGEND:



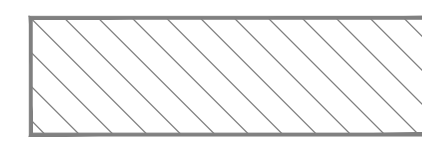
EXISTING BLEACHERS TO BE REMOVED



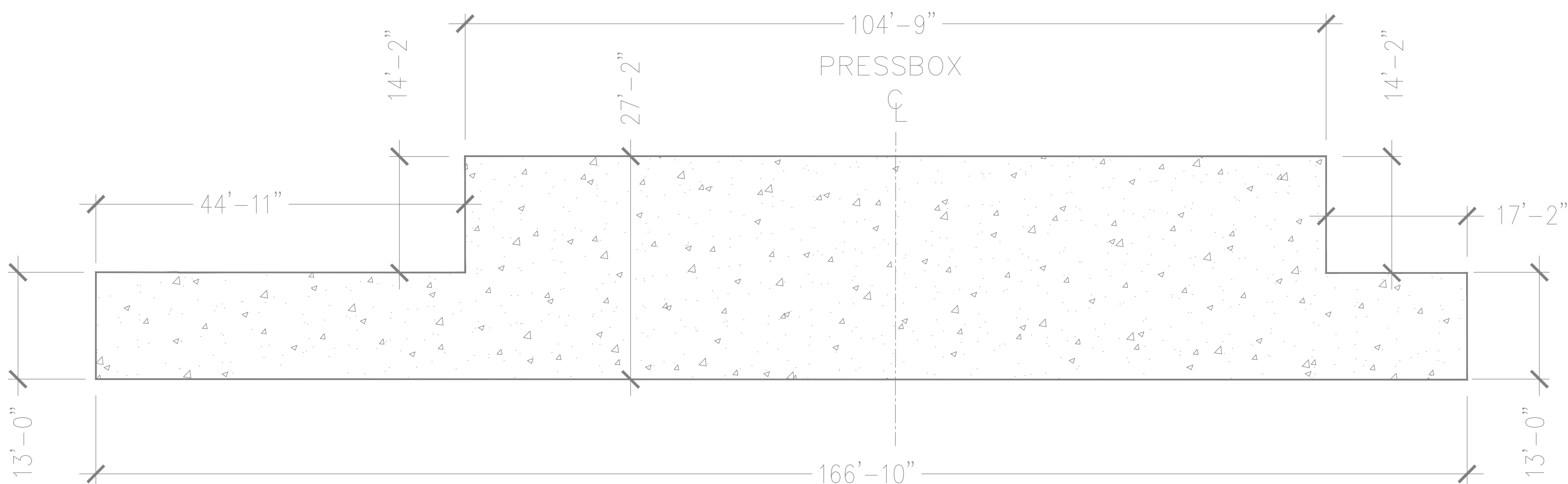
NEW BLEACHER FOUNDATION



EXISTING PRESSBOX



NEW CONCRETE WALKWAY



2 OVERALL NEW CONCRETE  
1" = 10'-0"

NOTE:  
1. OVERALL NEW CONCRETE FORM FOR NEW BLEACHER FOUNDATION AND CONCRETE WALKWAY COMBINED.  
2. SEE BLEACHER PLAN FOR DETAILS

ISSUE: DATE:

REPLACEMENT  
of  
BLEACHERS  
and  
SCOREBOARD  
at  
ETHEL PETERS  
RECREATION  
COMPLEX

OWNER

TOWN OF  
CLINTON, CT

DESIGN CONSULTANT



The WBA Group, Inc.

118 Montowese Street  
Branford, Connecticut 06405

Phone: (203) 488 - 8234

Cell: (203) 376 - 8650

Email: WBA@The-WBA-Group.com

SHEET NAME:

FOUNDATION  
PLAN

SCALE: AS NOTED

DATE: 12/06/23

DRAWN BY: ECP

APPR. BY: WBA

FILE NO. 23-07

L-03