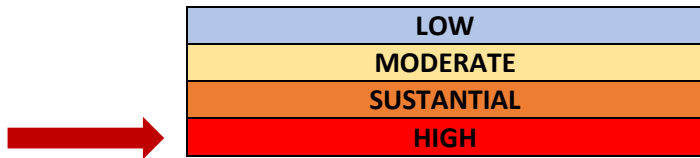


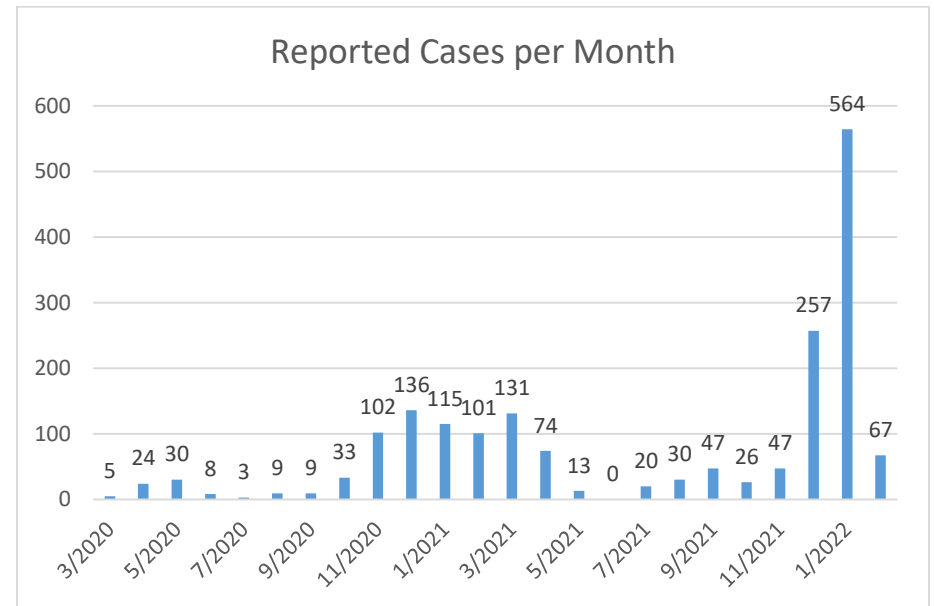
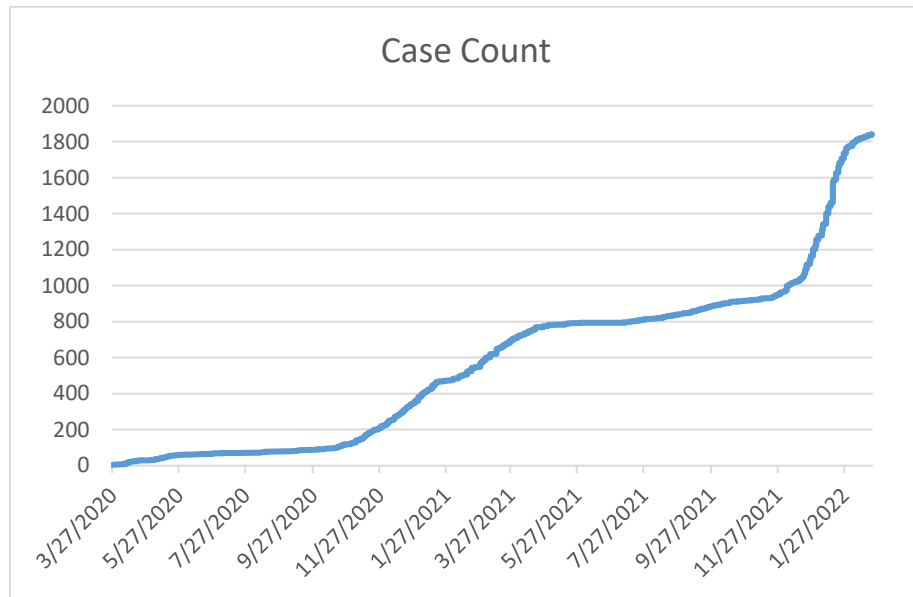
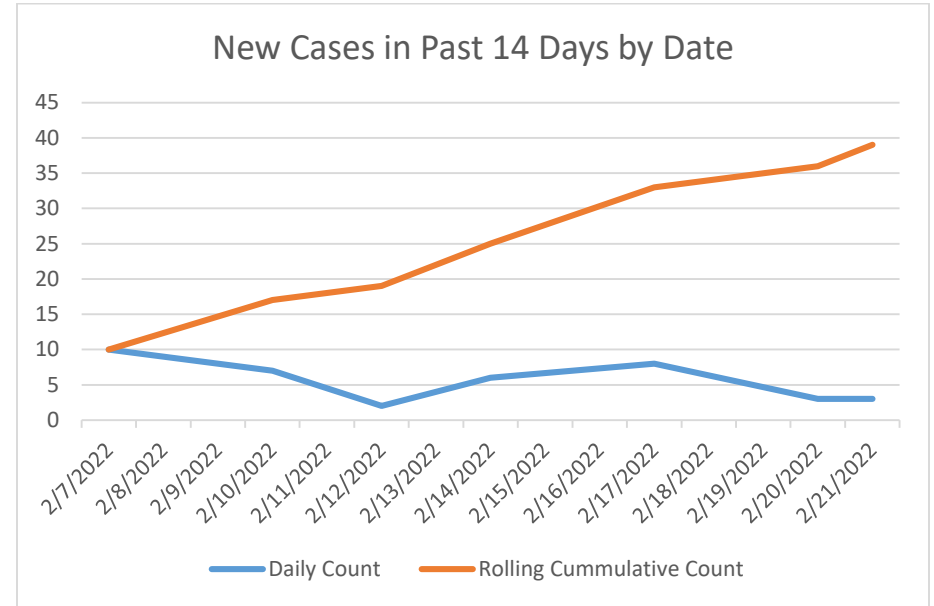
WEEKLY CLINTON COVID DASHBOARD

Positive Case Count as of February 21, 2022

Level of community Transmission in Middlesex County, CT
Per CDC (2/12/2022 – 2/18/2022)



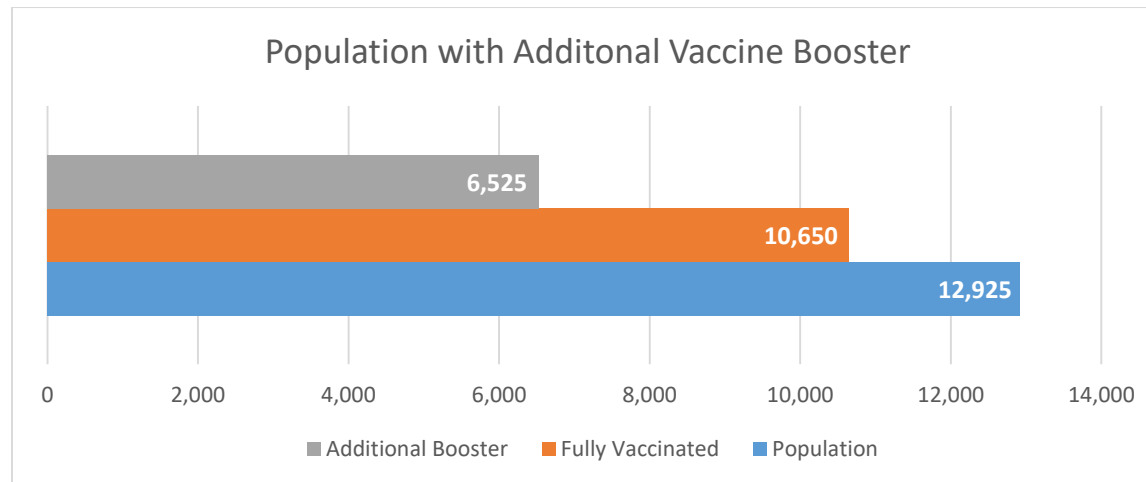
COVID-positive data does not include information from At-home Test Kits



VACCINATION UPDATE

(Reported by the State of Connecticut – Updated on February 17, 2022)

TOTAL POPULATION					
	Estimated Population	First Dose Administered	Percent with One Dose	Fully Vaccinated	Percent Fully Vaccinated
Clinton	12,925	11,543	89.31%	10,650	82.40%
POPULATION AGED 5-11					
	1,034	411	39.75%	357	34.53%
POPULATION AGED 12-17					
	952	837	87.92%	791	83.09%
POPULATION AGED 18-24					
	942	964	100%	856	90.87%
POPULATION AGED 25-44					
	2,863	2,553	89.17%	2,308	80.61%
POPULATION AGED 45-64					
	4,373	3,800	86.90%	3,557	81.34%
POPULATION AGED 65+					
	2,391	2,976	100.00%	2,780	100.00%



WEEKLY CLINTON COVID DASHBOARD

Resident Deaths as of February 21, 2022

