


WEEKLY CLINTON COVID DASHBOARD

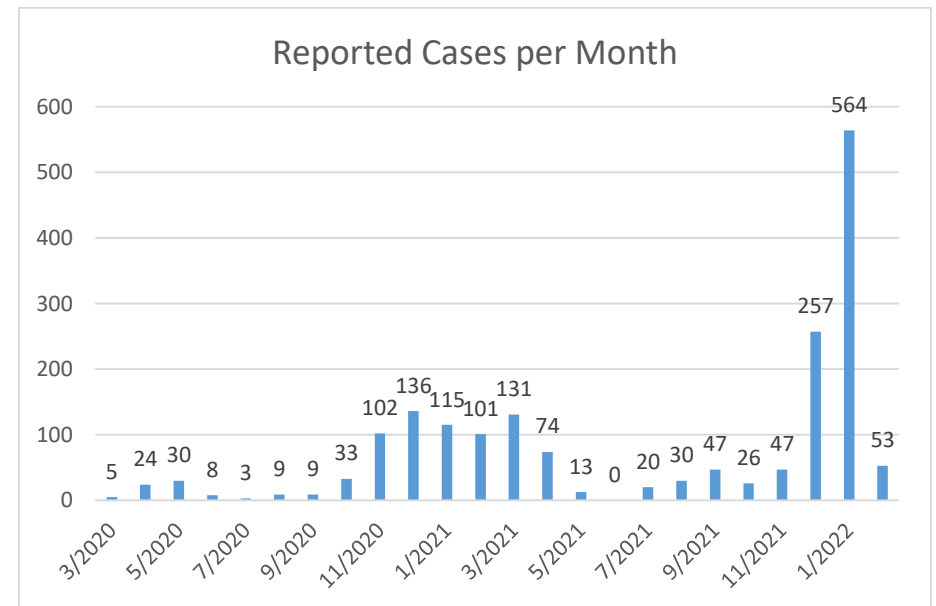
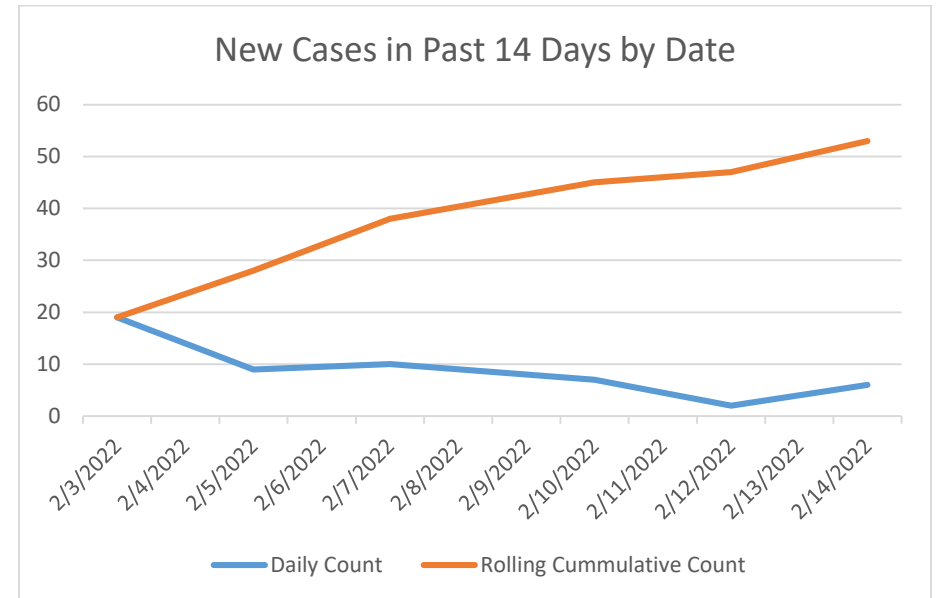
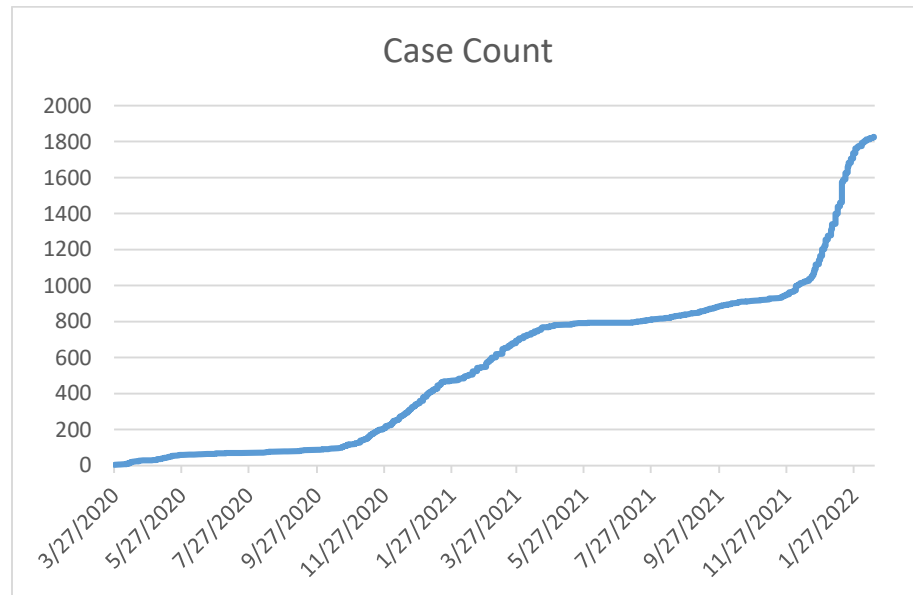
Positive Case Count as of February 14, 2022

CT Department of Public Health Framework **RED**

Level of community Transmission in Middlesex County, CT
Per CDC (2/6/2022 – 2/12/2022)



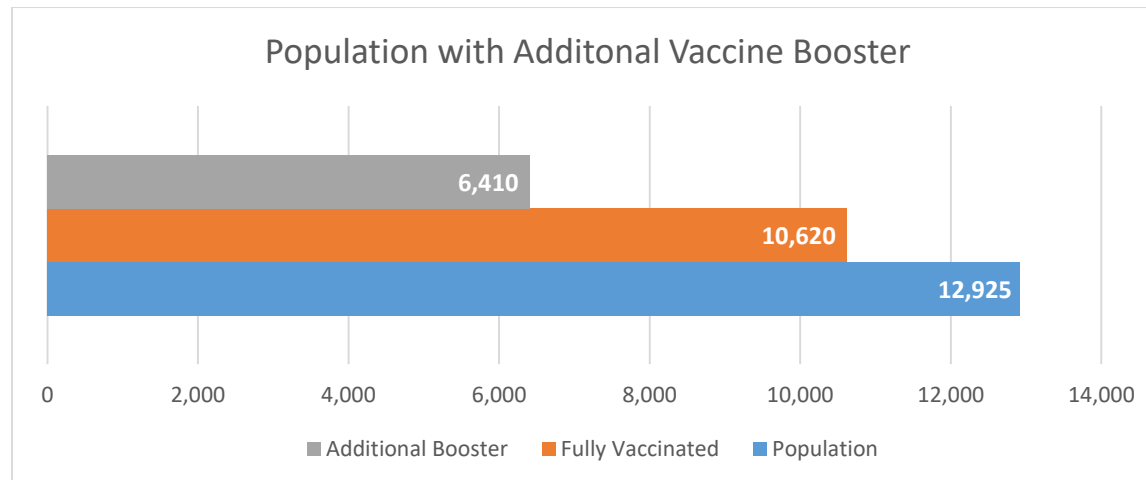
COVID-positive data does not include information from At-home Test Kits



VACCINATION UPDATE

(Reported by the State of Connecticut – Updated on February 10, 2022)

TOTAL POPULATION					
	Estimated Population	First Dose Administered	Percent with One Dose	Fully Vaccinated	Percent Fully Vaccinated
Clinton	12,925	11,506	89.02%	10,620	82.17%
POPULATION AGED 5-11					
	1,034	409	39.56%	349	33.75%
POPULATION AGED 12-17					
	952	833	87.50%	787	82.67%
POPULATION AGED 18-24					
	942	961	100%	854	90.66%
POPULATION AGED 25-44					
	2,863	2,546	88.93%	2,302	80.41%
POPULATION AGED 45-64					
	4,373	3,789	86.65%	3,549	81.16%
POPULATION AGED 65+					
	2,391	2,966	100.00%	2,778	100.00%



WEEKLY CLINTON COVID DASHBOARD

Resident Deaths as of February 14, 2022

