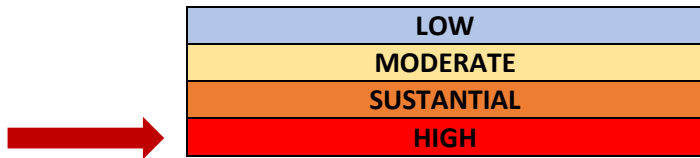


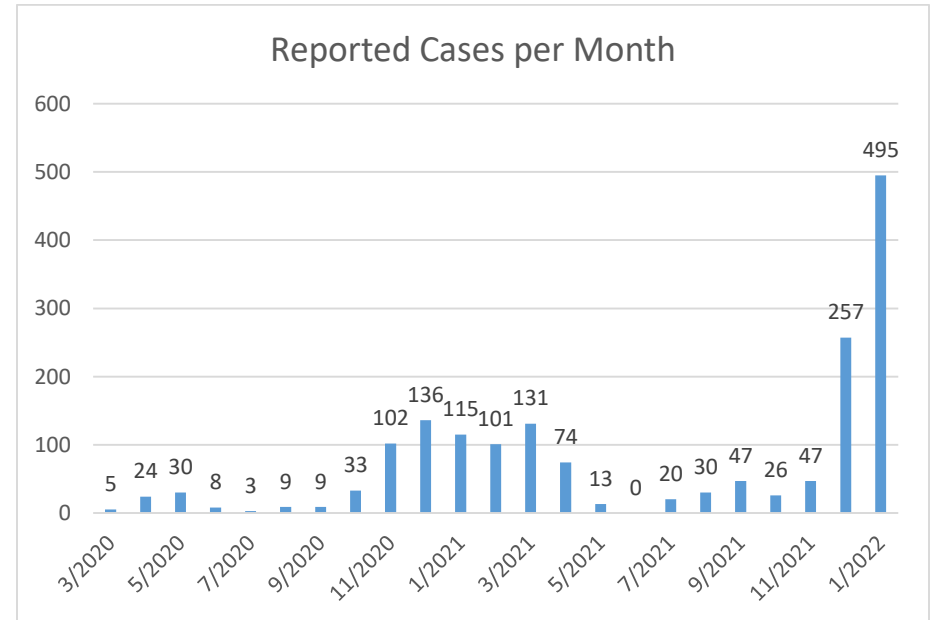
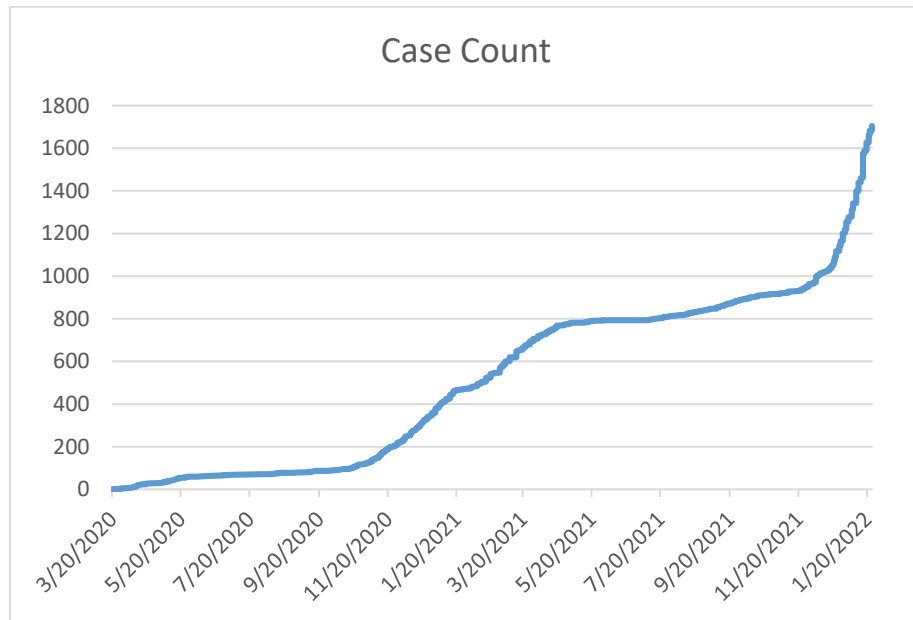
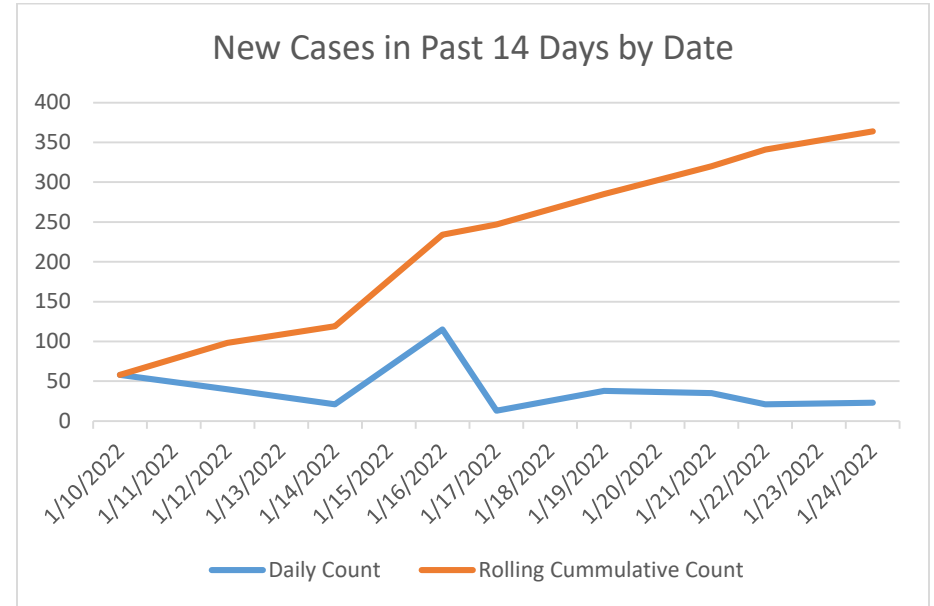
WEEKLY CLINTON COVID DASHBOARD

Positive Case Count as of January 24, 2022

Level of community Transmission in Middlesex County, CT
Per CDC (1/16/2022 – 1/22/2022)



COVID-positive data does not include information from At-home Test Kits



VACCINATION UPDATE

(Reported by the State of Connecticut – Updated on January 20, 2022)

TOTAL POPULATION					
	Estimated Population	First Dose Administered	Percent with One Dose	Fully Vaccinated	Percent Fully Vaccinated
Clinton	12,925	11,325	87.62%	10,191	78.85%
POPULATION AGED 5-11					
	1,034	382	36.94%	295	28.53%
POPULATION AGED 12-17					
	952	821	86.24%	767	80.57%
POPULATION AGED 18-24					
	942	943	100%	806	85.56%
POPULATION AGED 25-44					
	2,863	2,470	86.27%	2,202	76.91%
POPULATION AGED 45-64					
	4,373	3,767	86.14%	3,451	78.92%
POPULATION AGED 65+					
	2,391	2,942	100.00%	2,670	100.00%

WEEKLY CLINTON COVID DASHBOARD

Resident Deaths as of January 24, 2022

