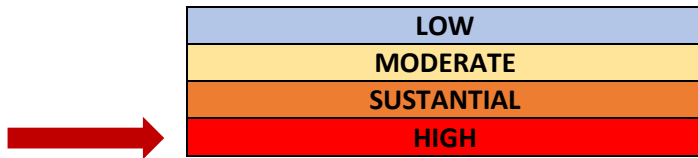


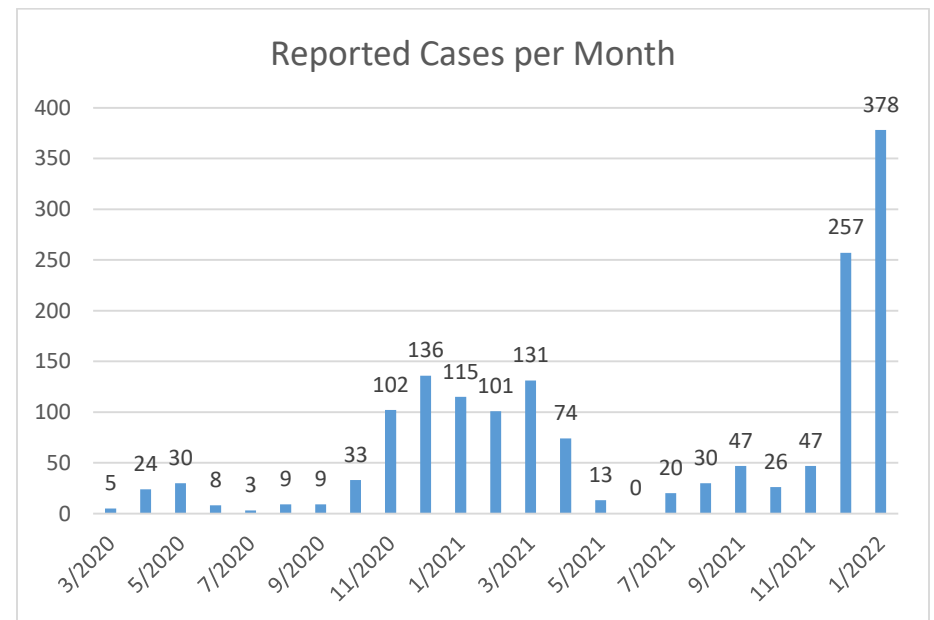
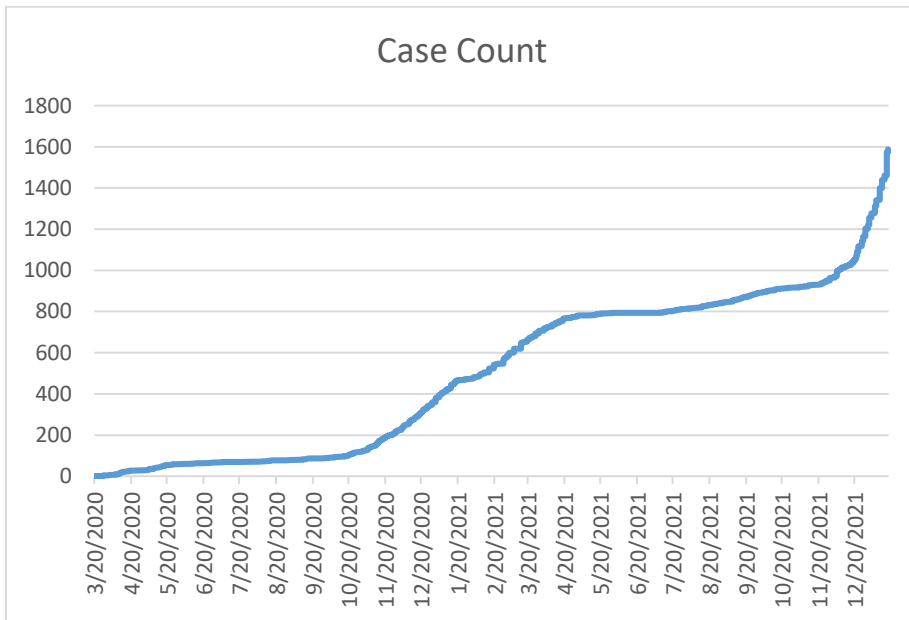
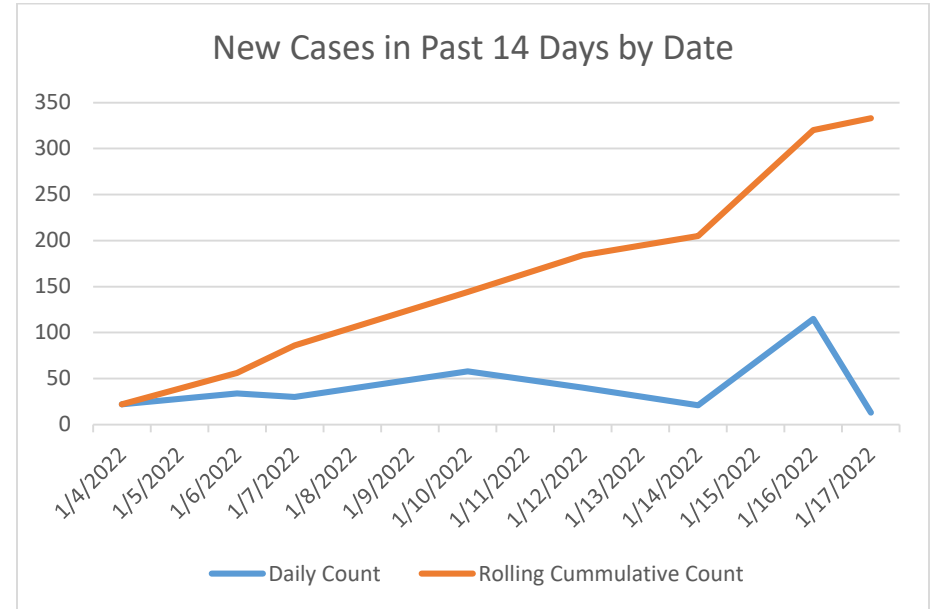
**WEEKLY CLINTON COVID DASHBOARD**

**Positive Case Count as of January 17, 2022**

**Level of community Transmission in Middlesex County, CT**  
Per CDC (1/8/2022 – 1/14/2022)



**COVID-positive data does not include information from At-home Test Kits**



**VACCINATION UPDATE**

(Reported by the State of Connecticut – Updated on January 13, 2022)

| <b>TOTAL POPULATION</b>      |                      |                         |                       |                  |                          |
|------------------------------|----------------------|-------------------------|-----------------------|------------------|--------------------------|
|                              | Estimated Population | First Dose Administered | Percent with One Dose | Fully Vaccinated | Percent Fully Vaccinated |
| Clinton                      | 12,925               | 11,260                  | 87.12%                | 10,136           | 78.42%                   |
| <b>POPULATION AGED 5-11</b>  |                      |                         |                       |                  |                          |
|                              | 1,034                | 371                     | 35.88%                | 270              | 26.11%                   |
| <b>POPULATION AGED 12-17</b> |                      |                         |                       |                  |                          |
|                              | 952                  | 809                     | 84.98%                | 761              | 79.94%                   |
| <b>POPULATION AGED 18-24</b> |                      |                         |                       |                  |                          |
|                              | 942                  | 927                     | 98.41%                | 799              | 84.82%                   |
| <b>POPULATION AGED 25-44</b> |                      |                         |                       |                  |                          |
|                              | 2,863                | 2,461                   | 85.96%                | 2,200            | 76.84%                   |
| <b>POPULATION AGED 45-64</b> |                      |                         |                       |                  |                          |
|                              | 4,373                | 3,753                   | 85.82%                | 3,439            | 78.64%                   |
| <b>POPULATION AGED 65+</b>   |                      |                         |                       |                  |                          |
|                              | 2,391                | 2,939                   | 100.00%               | 2,667            | 100.00%                  |

# WEEKLY CLINTON COVID DASHBOARD

## Resident Deaths as of January 17, 2022

